


Introducing the New Wesco Turf Website

The new and improved website is now live! Here is a rundown of the tools that are available and how to get the most out of the site.

Logging In:

You can log on to the site and access customer-only content by clicking the “Login” link located at the top right of the www.WescoTurf.com homepage.



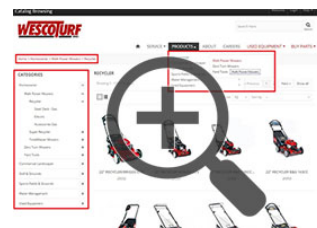
[Username and Password](#)

Your username will be your email address and your password will be the same as the one you've previously created on our old website.

Passwords for our new site must be 5 characters or more. If your previous password was 5 characters or more, then there you are ready to login. However, if previous password was less than 5 characters, we've added additional asterisks "*" to your old password to make it 5 characters. For example, if your old password was "Toro", which is 4 characters, we've added one asterisk to make it 5 characters, so "Toro" becomes "Toro*". If your old password was "123", we've added two asterisks to make it "123**".

Catalog Browsing:


1. Main Menu – Use the “Products” menu item to navigate directly to the product category.
2. Browsing Path - As you navigate through the various pages you will build a navigation path. You can click on any point in your path to take you back to that point in your browsing.
3. Left Category Menu – Clicking on a category will automatically expand that category and allow you to view the sub-categories within it.



My Account Dashboard:

You can access this important page at any time by clicking on your name in the top right of the website.

1. Profile Information – View and update your personal information including contact name, email, and password.
2. Quick Order Entry – Skip searching for products in the



online catalog when you know the part numbers. Enter part numbers directly for quick checkout.

3. Shopping Cart – View the shopping-cart summary page. This includes items currently added to shopping cart and review shipping information to complete your order. You are also able to print the contents of your cart prior to completing the checkout process for your records.
4. Pending Orders – View a listing of open orders for your account along with their current status in our system.
5. Order History – View the orders you’ve placed within the last 365 days. Call 800-486-8873 for order history information older than 365 days.
6. Current A/R Balances – View your current open accounts receivable balances including a detail of the various invoices that are included in that total. Choose to view open invoices, paid invoices, or both.
7. Billing and Shipping Address - View the billing and shipping addresses associated with your account. For billing and shipping information changes or additions, please call us at 800-486-8873.
8. My Favorites – View a list of the products you’ve selected to “Add to Quote” and “Add to Favorites”. You can email your list to a 3rd party, as well as, print the list for your records.
9. Load Dealer Order (Dealers Only) – Upload a list of products created by the Ideal Computer System software.
10. Parts Promotions – View monthly specials and promotional products.

Support:

1. Parts Department – View our customer service team members for direct contact information or choose to chat with them online.
2. Contact Us – Choose from a dropdown list of various Wesco Turf departments to send a direct message for assistance.
3. Board Exchange – Quickly and efficiently exchange core or warranty irrigation boards.

